

2013年 产品目录

2013 YAOU-NOW PRODUCTS



如皋市雅鸥进出口贸易有限公司

RUGAO YAOU IMPORT AND EXPORT TRADE CO., LTD

[Http://www.yaoutrade.com](http://www.yaoutrade.com)

Email:yaouteam@gmail.com

2013 Product Catalog



RUGAO YAOU IMPORT EXPORT CO.,LTD
如皋市雅鸥进出口贸易有限公司

Http://www.yaoutrade.com Email:sales@yaoutrade.com



★ 1.SB Manual Tongs

Type Q86-324/75($3\frac{3}{8}$ - $12\frac{3}{4}$ in) manual tong is an essential tool in oil drilling operation to fasten or remove the screws of drill pipe and casing joint or coupling. It can be adjusted by changing latch lug jaws and latch steps.

NO.OF LATCH LUG JAWS	HANDLE OD MM(IN)	TORQUE MAX.KN.M.
5A	86-133($3\frac{3}{8}$ - $5\frac{1}{4}$)	55
5B	108-171($4\frac{1}{4}$ - $6\frac{3}{4}$)	75
5B-1	133-208(5-8)	75
5C	168-219($6\frac{5}{8}$ - $8\frac{5}{8}$)	75
		55
5D	216-273($8\frac{1}{2}$ - $10\frac{3}{4}$)	55
5E	298($11\frac{3}{4}$)-324($12\frac{3}{4}$)	55

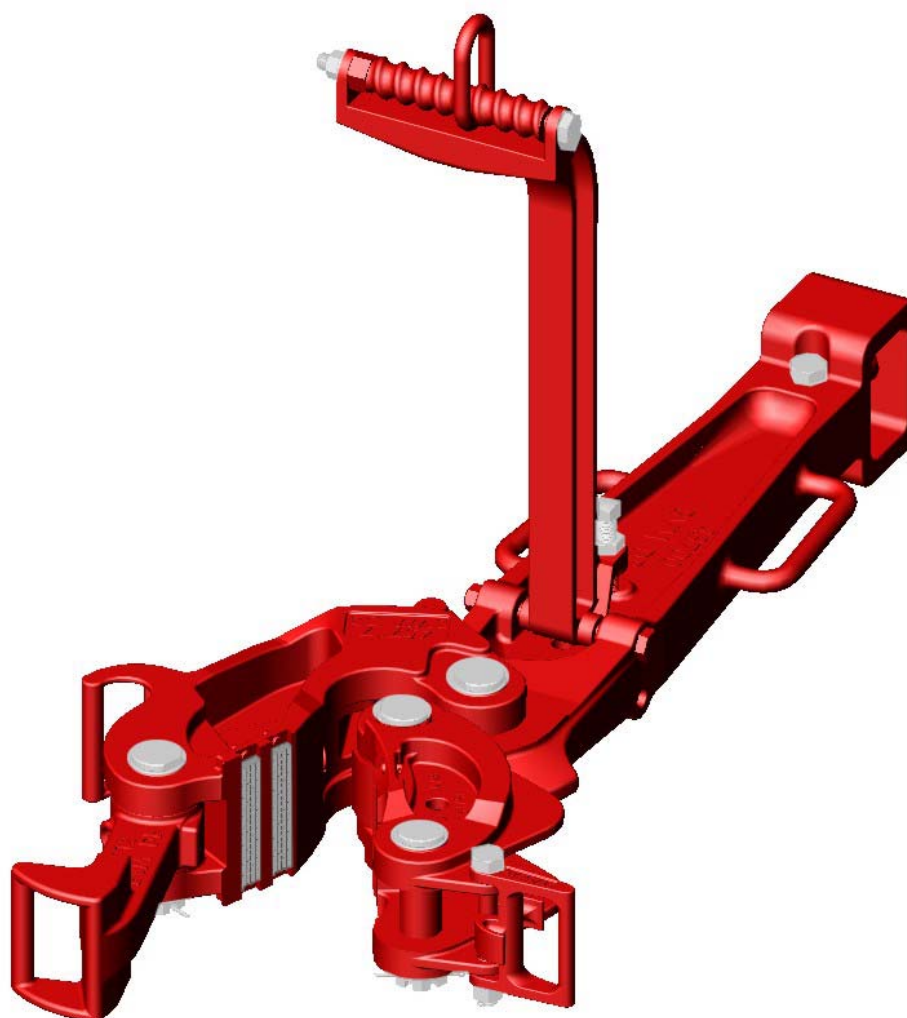




★ 2.DB Manual Tongs

Type Q3¹/₂-17/90 manual tong is used for making up or breaking out the screws of drill tools and casing joint or coupling. It can be adjusted by changing lug jaws latch and latch steps.

NO.OF LATCH LUG JAWS	HANDLE OD MM(IN)	TORQUE MAX.KN.M.	WEIGHT (KG)
1#	89-210 3 1/2-8 1/4)	90	370
2#	203-286 (8-11 1/4)	90	
3#	298-365 (11 3/4-14 3/8)	55	
4#	406-432 (16-17)	55	





★ 3. Workover Manual Tongs

This tool is used to fasten or remove the screws of drill tool and casing in well drilling and repairing. The handling size of this type tong can be adjusted by changing latch lug jaws.

NO.OF LATCH LUG JAWS	HANDLE OD		TORQUE MAX.KN.M.
	IN	MM	KN.M
1#	2 3/8-4 1/2	60.3-114.3	35
2#	4 1/2-6 1/2	114.3-165.1	
3#	6 1/2-8 5/8	165.1-219.1	
4#	9 5/8-10 3/4	244.5-273.1	





★ 4.Manual Casing Tongs

Type Q340-762/35(13³/8-30inch) casing tong is capable of making up or breaking out the screws of casing and casing couplings in drilling operation.

PIPE SIZE		TORQUE MAX. (KN.M)
MM	IN	35
340-368	13 3/8-14 1/2	
368-406	14 1/2-16	
406-445	16-17 1/2	
445-483	17 1/2-19	
483-508	19-20	
508-546	20-21 1/2	
546-584	21 1/2-23	
610-648	24-25 1/2	
648-686	25 1/2-27	
686-724	27-28 1/2	
724-762	28 1/2-30	





★5. ZQ127-25 DRILL PIPE POWER TONGS

ZQ drill pipe power tong is an ideal well head tool for oil drilling, widely applied for making-up and breaking-out in offshore and onshore drilling operations and workover operations. Open-throat design of the ZQ series allows the tongs to escape from drilling pipe freely with high mobility. The tong is a combination of spinning tong and torque tong. It substitutes cathead, manual tong and rotary rope in making-up and breaking-out. The tongs are designed and manufactured according to API Spec 7K "Specification for Drilling Equipment"



Model		ZQ127-25
Size range	mm	65-127
	in	2 ³ / ₈ " coupling-
		3 ¹ / ₂ " coupling
Max. torque	kN.m	25
	ft.lbf	18440
Speed (High gear)	rpm	65
Speed (Low gear0)	rpm	10.5
Air pressure	MPa	0.5-1
	psi	72-144
	MPa	12
Pressure rating	psi	1740
	L/min	120
Flow rating	gpm	31.7
	mm	1000
Shifting distance	in	39.4
	mm	1110*735*815
Size	in	44*31*32
	kg	620
Weight	lb	1360



★ 6.ZQ162-50 DRILL PIPE POWER TONGS

ZQ drill pipe power tong is an ideal well head tool for oil drilling, widely applied for making-up and breaking-out in offshore and onshore drilling operations and workover operations. Open-throat design of the ZQ series allows the tongs to escape from drilling pipe freely with high mobility. The tong is a combination of spinning tong and torque tong. It substitutes cathead, manual tong and rotary rope in making-up and breaking-out. The tongs are designed and manufactured according to API Spec 7K "Specification for Drilling Equipment"



Model		ZQ162-50
Size range	mm	85-162
	in	2 ³ / ₈ " coupling- 5" coupling
Max. torque	kN. m	50
	ft. lbf	36880
Speed (High gear)	rpm	60
Speed (Low gear0)	rpm	4. 1
Air pressure	MPa	0. 5-1
	psi	72-144
Pressure rating	MPa	16
	psi	2320
Flow rating	L/min	120
	gpm	31. 7
Shifting distance	mm	1000
	in	39. 4
	in	
Size	mm	1570*800*1190
	in	62*31*41
Weight	kg	1500
	lb	3310



★ 7. ZQ162-50 II、ZQ203-100 II、ZQ203-125 II DRILL PIPE POWER TONGS

The type of drill pipe power tong marked with II means the the power tong is supplied with DS suspension device. The hanging height of the power tong can be ajusted by operating the manual control valve in the suspension device. It features the effect of safe, labor-saving, convenient, and reliable. ZQ203-125II drill pipe power tong is built with automatic door, and can realize combined control on the clamping of the lower tong, the open and close of the door, and the moving of the tong body.



Model		ZQ162-50 II	ZQ203-100 II	ZQ203-125 II
Size range	mm	85-162	127-203	127-203
	in	2 ³ / ₈ "	3 ¹ / ₂ "	3 ¹ / ₂ "
		coupling 5" coupling	coupling 8" body	coupling 8" body
Max. torque	kN.m	50	100	125
	ft. lbf	36880	73750	92200
Speed (High gear)	rpm	60	40	40
Speed (Low gear0	rpm	4. 1	2. 7	2. 7
Air pressure	MPa	0. 5-1		
	Psi	72-144		
Pressure rating	MPa	16	16. 6	20
	psi	2320	2400	2900
Flow rating	L/min	120	114	114
	gpm	31. 7	30	30
Shifting distance	mm	1000	1500	1500
	in	39. 4	59	59
Lifting distance	mm	0-440	0-430	0-430
	in	0-17. 3	0-17	0-17
Size	mm	1570*800*13 70	1760*1000*1 630	1785*1080*1 6230
	in	62*31*54	69*39*64	70*42*64
Weight	Kg	1700	2500	2750
	lb	3748	5520	6063



★ 8.ZQ203-100 DRILL PIPE POWER TONG

ZQ drill pipe power tong is an ideal well head tool for oil drilling, widely applied for making-up and breaking-out in offshore and onshore drilling operations and workover operations. Open-throat design of the ZQ series allows the tongs to escape from drilling pipe freely with high mobility. The tong is a combination of spinning tong and torque tong. It substitutes cathead, manual tong and rotary rope in making-up and breaking-out. The tongs are designed and manufactured according to API Spec 7K "Specification for Drilling Equipment"




Model		ZQ203-100
Size range	mm	127-203
	in	3 ¹ / ₂ " coupling- 8" body
Max. torque	kN.m	100
	ft. lbf	73750
Speed (High gear)	rpm	40
Speed (Low gear0)	rpm	2.7
Air pressure	MPa	0.5-1
	psi	72-144
Pressure rating	MPa	16.6
	psi	2400
Flow rating	L/min	114
	gpm	30
Shifting distance	mm	1500
	in	59
Size	mm	1760*1000*1360
	in	69*39*53
Weight	kg	2400
	lb	5290



★ **9.ZQ203-100III、ZQ203-125III DRILL PIPE POWER TONGS**

ZQ series of drill pipe power tong marked with III are developed types from ZQ203-100 power tong. The power tong can be fixed on the accommodation track for front and back walk. It can pass across the well head and go to the mouse hole for working. Master tong can move upward and downward. Walk and lift of the tong can be remote controlled and automatically handled. Especially suitable for the occasion with small wellbay surface.



Model		ZQ203-100III	ZQ203-125III
Size range	mm	127-203	127-203
	in	3 ¹ / ₂ " coupling- 8" body	3 ¹ / ₂ " coupling- 8" body
Max. torque	kN.m	100	125
	ft.lbf	73750	92200
Speed (High gear)	rpm	40	40
Speed (Low gear)	rpm	2.7	2.7
Air pressure	MPa	0.5-1	
	Psi	72-144	
Pressure rating	MPa	16.6	20
	psi	2400	2900
Flow rating	L/min	114	114
	gpm	30	30
Travel distance	mm	0-2000	0-3000
	in	0-78.5	0-118
Lifting distance	mm	0-800	0-800
	in	0-31.5	0-31.5
Size	mm	1760*1650*2050	1785*1740*2050
	in	69*65*81	70*68.5*81
Weight	kg	3250	3700
	lb	7165	8160



★ 10. ZQ203-125 DRILL PIPE POWER TONGS

ZQ203-125 drill pipe power tong is a new generation product with high performance. It features new structure and larger torque. Automatic door is available. Fluid and air combination control system is equipped for unified control on the gripping operation, the open and close of the door, and the movement of the cylinder, which greatly increase the reliability of operation and make mechanization higher.



Model		ZQ203-125
Size range	mm	127-203
	in	3 ¹ / ₂ " coupling-8body
Max. torque	kN. m	125
	ft. lbf	92200
Speed (High gear)	rpm	40
Speed (Low gear0)	rpm	2.7
Air pressure	MPa	0.5-1
	psi	72-144
Pressure rating	MPa	20
	psi	2900
Flow rating	L/min	114
	gpm	30
Shifting distance	mm	1500
	in	59
Size	mm	1785*1080*1360
	in	70*42*53
Weight	kg	2650
	lb	5840



★ 11. TQ340-35 CASING TONGS

TQ series of casing tongs are widely used for making-up or breaking-out of casings or pipes. The casing tong features high-efficiency, safety, reliability, labor-saving, and can ensure connection quality. Tong head is designed as open and is fitted with two jaws which can ensure reliable gripping. Air tyre clutch is utilized as gearshifting mechanism, so it is possible to change gear under running. The series of casing tongs can be configured with torque device to perform computer monitoring and managing on pressure, torque and rounds. The casing tong has been granted with National Invention Patent. The casing tongs are designed and manufactured according to SY/T5074 and API Spec 7K "Specification for Drilling Equipment"




Model			TQ178-16	TQ340-35	TQ356-55
Size range	mm		101.6~178	114.3~340	114.3~356
	in		4~7	4 ~13	4 ~14
Max. pressure	MPa		18	18	16.6
	psi		2610	2610	2400
Working flow	L/min		110~160	110~160	110~160
	gpm		29.3~42.7	29.3~42.7	29.3~42.7
Air pressure	MPa		0.5~0.9	0.5~0.9	0.5~0.9
	psi		72~130	72~130	72~130
Max. torque	Hi. gear	kN.m	2.4~3	2.5~3	3.4~4.5
		ft. lbf	1770~2210	1844~2210	2506~3319
	Mid. gear	kN.m	—	6.0~7.5	—
		ft. lbf		4425~5530	
	Low gear	kN.m	14.5~17.5	32~40	45~57.4
		ft. lbf	10694~12900	23600~29500	33190~42400
Speed	High gear	rpm	54~79	60~86	52~76
	Mid. Gear	rpm	—	21~30	—
	Low gear	rpm	9~13.1	3.6~5.3	3.9~5.6
Size	mm		1450×760×740	1580×900×880	1590×950×900
	in		57×30×29.1	62.2×35.4×34.6	62.6×37.4×35.4
Weight	kg		580	780	850
	lb		1280	1720	1870



★ 12.TQ340-35Y HYDRAULIC CASING TONGS

TQ series of hydraulic casing tongs are widely used for making-up or breaking-out of casings or pipes. The series of casing tongs are wholly hydraulic driven. The tongs are configured with a large-torque motor and perform mechanical gearchange. Structure is simple and operation is safe. The casing tongs can be supplied with torque device to perform computer monitoring and managing on pressure, torque and rounds. The casing tong has been granted with National Invention Patent. The casing tongs are designed and manufactured according to SY/T5074 and API Spec 7K "Specification for Drilling Equipment"




Model			TQ178-16Y	TQ340-35Y	TQ508-70Y
Size range	mm		101.6~178	114.3~340	244.5~508
	in		4~7	4 ~13	9 ~20
Max. pressure	MPa		18	21	20
	psi		2610	3045	2900
Working flow	L/min		110~160	110~170	110~170
	gpm		29.3~42.7	29.3~45.4	29.3~45.4
Max. torque	Hi. gear	kN.m	2.4~3	4.0~5.6	8.4~10.7
		ft. lbf	1770~2210	2950~4130	6190~7890
	Low gear	kN.m	15~18	26~35.2	48.9~70.5
		ft. lbf	11060~13270	19175~25960	37244~52000
Speed	High gear	rpm	54~79	57~95	26~43.6
	Low gear	rpm	9~13	9~15	4~6.6
Size	mm		1500×760×780	1580×900×860	2080×1280×760
	in		59×30×30.7	62.2×35.4×33.9	82×50.4×30
Weight	kg		560	760	1550
	lb		1230	1670	3410



★ 13. TQ508-70Y HYDRAULIC CASING TONGS

TQ series of hydraulic casing tongs are widely used for making-up or breaking-out of casings or pipes. The series of casing tongs are wholly hydraulic driven. The tongs are configured with a large-torque motor and perform mechanical gearchange. Structure is simple and operation is safe. The casing tongs can be supplied with torque device to perform computer monitoring and managing on pressure, torque and rounds. The casing tong has been granted with National Invention Patent. The casing tongs are designed and manufactured according to SY/T5074 and API Spec 7K "Specification for Drilling Equipment".



CASING POWER TONGS

Model			TQ178-16Y	TQ340-35Y	TQ508-70Y
Size range	mm		101.6~178	114.3~340	244.5~508
	in		4~7	4 ~13	9 ~20
Max. pressure	MPa		18	21	20
	psi		2610	3045	2900
Working flow	L/min		110~160	110~170	110~170
	gpm		29.3~42.7	29.3~45.4	29.3~45.4
Max. torque	Hi. gear	kN. m	2.4~3	4.0~5.6	8.4~10.7
		ft. lbf	1770~2210	2950~4130	6190~7890
	Low gear	kN. m	15~18	26~35.2	48.9~70.5
		ft. lbf	11060~13270	19175~25960	37244~52000
Speed	High gear	rpm	54~79	57~95	26~43.6
	Low gear	rpm	9~13	9~15	4~6.6
Size	mm		1500×760×780	1580×900×860	2080×1280×760
	in		59×30×30.7	62.2×35.4×33.9	82×50.4×30
Weight	kg		560	760	1550
	lb		1230	1670	3410



★ 14. TQ178-16 CASING TONGS

TQ series of casing tongs are widely used for making-up or breaking-out of casings or pipes. The casing tong features high-efficiency, safety, reliability, labor-saving, and can ensure connection quality. Tong head is designed as open and is fitted with two jaws which can ensure reliable gripping. Air tyre clutch is utilized as gearshifting mechanism, so it is possible to change gear under running. The series of casing tongs can be configured with torque device to perform computer monitoring and managing on pressure, torque and rounds. The casing tong has been granted with National Invention Patent. The casing tongs are designed and manufactured according to SY/T5074 and API Spec 7K "Specification for Drilling Equipment".



Model		TQ178-16	TQ340-35	TQ356-55
Size range	mm	101.6~178	114.3~340	114.3~356
	in	4~7	4 ~13	4 ~14
Max. pressure	MPa	18	18	16.6
	psi	2610	2610	2400
Working flow	L/min	110~160	110~160	110~160
	gpm	29.3~42.7	29.3~42.7	29.3~42.7
Air pressure	MPa	0.5~0.9	0.5~0.9	0.5~0.9
	psi	72~130	72~130	72~130
Max. torque	Hi. gear	kN.m	2.4~3	3.4~4.5
		ft. lbf	1770~2210	2506~3319
	Mid. gear	kN.m	—	—
		ft. lbf	4425~5530	—
	Low gear	kN.m	14.5~17.5	45~57.4
		ft. lbf	10694~12900	33190~42400
Speed	High gear	rpm	54~79	52~76
	Mid. Gear	rpm	—	—
	Low gear	rpm	9~13.1	3.9~5.6
Size	mm	1450×760×740	1580×900×880	1590×950×900
	in	57×30×29.1	62.2×35.4×34.6	62.6×37.4×35.4
Weight	kg	580	780	850
	lb	1280	1720	1870



★ 15. TB365-35 CASING BACK-UP TONGS

TB casing back-up tong is a patented product, used to perform casing operation by combining with casing power tong and can ensure connection quality and eliminate deformation of main tong under large torque. The back-up tong features safety, reliability, labor-saving and high efficiency. There are two control styles: pneumatic and hydraulic. The back-up tong is supplied with a torque sensor to measure precisely the connection torque. The back-up tong is designed and manufactured according to industrial standard SY/T5074 API Spec 7K "Specification for Drilling Equipment".

The picture shows the combination of the casing tong with the backup tong. The following table is the specification for backup tong. Refer to TQ casing tong for the master tong.



Model		TB194--16	TB365-35	TBH178-16S	TB365-35Y
Size range	mm	120.6~194	127~365	140~178	127~365
	in	4~7 coupling	4	5	4
			~13	~7	~13
			coupling		coupling
Air pressure	MPa	0.5~0.9	0.5~0.9	0.5~0.9	—
	psi	72~130	72~130	72~130	
Hydraulic pressure rating	MPa	—	—	—	18
	psi				2610
Maximum bearing torque	kN.m	16	35	16	35
	ft.lbf	11800	25810	11800	25810
Size	mm	1310×780×390	1510×945×405	1080×1080×350	1350×950×350
	in	51.6×30.7× 15.4	59.4×37.2×16	42.5×42.5× 13.8	53.1×37.4× 13.8
Weight	kg	360	480	1320	520
	lb	790	1060	2910	1140



★ 16.XQ/3YF New tubing clamp





1, the first use of lever-type clamp steering mechanism (patented technology), for the board to resolve the roller-board climb in the slope of the first problem, and the new double-column fracture difficult to block sales.

2, a brake brake connection with a + plate agencies (patented technology), film and not friction brake disc, as well as ordinary connectivity boards, panels at the same time the amount of braking and no connection between the plate spline connection, a decrease of Difficulty processing, improved connectivity strength.

3, a back clamp + rack plunger rod drive mechanism (patented technology), completely resolve the original back clamp cylinder leakage problems.

Technical parameters:	
1. Lord clamp	
adaptation of the	2 3/8" , 2 7/8" , 3 1/2" tubing
rated high-grade torque	1.1 kN.m (8179 ft-lbs)
Rated low torque	3.0 kN.m (2230ft-lbs)
rated high-grade speed	100 r/min
Rated low speed	30 r/min
Open Size	95 mm
shipments quality	100 kg (220lbs)
2. Back clamp	
Adaptation of the	23/8" , 2 7/8" , 3 1/2" - -And thickening of tubing coupling
openings Size	116 mm
shipments quality	53kg (116.6 lbs)
portfolio clamp Dimension	650 x 430 X 550 mm
rated pressure system	10 MPa (1450psi)
rated Oil Supply	80 L / min (21gpm)



★ 17. XQ89/3YC Hydraulic Power clamp

Workover operations in the oil field is used to thread the unloading of a dedicated machinery, in the original XYQ3B hydraulic clamp force on the basis of further refinement from the new products. This product from the oil cycloid torque motor drives, H manual directional control valve and motor oil directly match, compact structure, hydraulic workover rig is the most dynamic clamp a lightweight tubing clamp.

This product has the following characteristics:

1, the first clamp adopted advanced card tight bodies, in the dumping of a diameter of 2 3/8" , 2 7/8" " , 3 1/2" two tubing thread, do not replace any parts, cards bear reliable performance, long service life.

2, correspondent for the speed differential, high-grade speed, low-torque large block.

3, the first clamp brake institutions in the clamp on the head cover, adjust, and maintenance is extremely convenient.

4, a new hydraulic clamp back with the main clamp supporting a combination pliers and manipulate the directional valve manually clamp on the back clamp that is synchronized with the main clamp release clamping or synchronized string movements, flexible and reliable.

5, adjustment of supply pressure, can be of various grades of steel tubing required deduction on the best torque.



Second, technical parameters

1. Lord clamp	
adaptation of the	2 3/8" , 2 7/8" " , 3 1/2" tubing
high-end torque rated	0.6~1.1 kN.m
low-grade torque rated	1.8~3.0 kN.m
Maximum torque	4.0 kN.m
rated high-grade speed	100 r/min
rated low speed	30 r/min
openings Size	95 mm
shipments quality	105 kg
2. Back clamp	
adaptation of the	2 3/8" " , 2 7/8" " , 3 1/2" style, thickening and tubing coupling
openings Size	116 mm
shipments quality	53kg
portfolio clamp Dimensions	650 x 430 X 550 mm
rated pressure	6~10 MPd
the largest oil supply pressure of	2.5 MPa (362.5psi)
rated supply of	80 L / min (21 gpm)



★18. XQ114/6YB Hydraulic Power clamp



The hydraulic power tongs in the oil field workover operations on the unloading of the thread used to a special machine, this product from the oil cycloid torque motor drives, H manual directional control valve and direct matching motor oil, structure Compact, with workover rig is in the medium-sized hydraulic power clamp tubing clamp.

This product has the following characteristics:


- 1, the first clamp adopted advanced card tight, tight cards reliable performance and long service life.
- 2, correspondent for the speed differential, high-grade speed, low-torque large block.
- 3, the first clamp brake institutions in the clamp on the head cover, adjust, and maintenance is extremely convenient.
- 4, a new hydraulic clamp back with the main clamp supporting a combination pliers and manipulate the directional valve manually clamp on the back clamp that is synchronized with the main clamp release clamping or synchronized string movements, flexible and reliable.

Technical parameters

1, the main clamp	
the scope of adaptation	2 7/8" , 3 1/2" 4 1/2" Tubing
rated high-grade torque	1.5 kN.m (1114ft-lbs)
Rated low torque	6 kN.m (4456 ft-lbs)
rated high-grade speed	85 r/min
rated low speed	20 r/min
Size openings	118 mm



Shipments quality	150 kg (330lbs)
2, back clamp	
adaptation of the	2 7/8" , 3 1/2" 4 1/2" Ping-thickening, and tubing coupling
openings Size	145 mm
shipments quality	70kg (154lbs)
portfolio clamp Dimension	750 x 500 X 600 mm
rated pressure	11MPa(1595psi)
rated Oil Supply	100L / min





★ 19. XQ140/12YA Hydraulic Power clamp

12YA hydraulic clamp force in the oil field workover operations on dumping $2\frac{3}{8}$ " , $-3\frac{1}{2}$ " drill pipe, and $2\frac{7}{8}$ " - $4\frac{1}{2}$ " tubing and $4\frac{1}{2}$ " - $5\frac{1}{2}$ " casing of a dynamic open-clamp . It has the following features:

- 1, the clamp from the torque hydraulic motor driven back by clamp rack plunger drive, drive concise, compact structure.
- 2, Lord, forceps are used in the dorsal surface of clamping rollers climbing, cards tight, reliable and timely release.
- 3, the first with the upper and lower clamp Fuzheng outside agencies, rotating stable, long service life.
- 4, Lord, matching clamp back, reversing valve can be manually manipulated simultaneous release clamping or string.
- 5, friction braking institutions in the clamp heads of the adjustment, maintenance more convenient.
- 6, and reset manually reversing valve knob with, for the flexible and convenient.
- 7, equipped with a retractable security doors installed, the protective effect from security.



Technical parameters	
the scope of application	Φ73 -140mm
Low maximum torque	12kN.m (8916 ft-lbs)
the lowest maximum torque	7.8 kN.m(5800 ft-lbs)
Maximum torque of the high-grade	4.2 kN.m(3123 ft-lbs)
the largest high-grade torque	2.6 kN.m (1933 ft-lbs)
The largest high-grade speed	72r/min
the largest high-grade speed	42r/min
the largest of the low speed	24r/min
Low maximum speed	14r/min
the largest oil pressure	12MPa (1740 psi)
Of the largest oil supp	120r/min
Dimension (L × W × H)	1024×582×839mm
shipments quality	480kg



★ 20.XQ140/20Y Hydraulic Power clamp

20Y hydraulic clamp force in the oil field workover operations on dumping $2\frac{3}{8}$ " , $-3\frac{1}{2}$ " drill pipe, and $2\frac{7}{8}$ " - $4\frac{1}{2}$ " tubing and $4\frac{1}{2}$ " - $5\frac{1}{2}$ " casing of a dynamic open-clamp . It has the following features:

1, the clamp from the torque hydraulic motor driven back by clamp rack plunger drive, drive concise, compact structure.

2, Lord, forceps are used in the dorsal surface of clamping rollers climbing, cards tight, reliable and timely release.

3, the first with the upper and lower clamp Fuzheng outside agencies, rotating stable, long service life.

4, Lord, matching clamp back, reversing valve can be manually manipulated simultaneous release clamping or string.

5, friction braking institutions in the clamp heads of the adjustment, maintenance more convenient.

6, and reset manually reversing valve knob with, for the flexible and convenient.

7, equipped with a retractable security doors installed, the protective effect from security



Technical parameters	
the scope of application	Φ73 -140mm
Low maximum torque	20kN.m (14872ft-lbs)
the lowest maximum torque	11.4 kN.m (8477 ft-lbs)
Maximum torque of the high-grade	5.5 kN.m (4090 ft-lbs)
the largest high-grade torque	2.3 kN.m (1710ft-lbs)
The largest high-grade speed	76 r/min
the largest high-grade speed	51r/min
the largest of the low speed	20r/min
Low maximum speed	8.7r/min
the largest oil pressure	12MPa (1740psi)
Of the largest oil supp	120r/min
Dimension (L × W × H)	1118 × 660 × 840mm
shipments quality	550kg (1210lbs)



★21. ZQ127-25Y Hydraulic Power clamp



25Y-hydraulic power tongs in the field workover operations on the dumping of $2\frac{3}{8}$ "- $3\frac{1}{2}$ " drill pipe, and $2\frac{7}{8}$ "- $4\frac{1}{2}$ " tubing and $4\frac{1}{2}$ "- $5\frac{1}{2}$ " casing of a dynamic open-clamp .

1, the clamp from the torque hydraulic motor driven back by clamp rack plunger drive, drive concise, compact structure.

2, Lord, forceps are used in the dorsal surface of clamping rollers climbing, cards tight, reliable and timely release.

3, the first with the upper and lower clamp Fuzheng outside agencies, rotating stable, long service life.

4, Lord, matching clamp back, reversing valve can be manually manipulated simultaneous release clamping or string.

5, friction braking institutions in the clamp heads of the adjustment, maintenance more convenient.

6, and reset manually reversing valve knob with, for the flexible and convenient.

7, equipped with a retractable security doors installed, the protective effect from security

Technical parameters

Adaptation of	$2\frac{3}{8}$ "- $3\frac{1}{2}$ " Drill Pipe , $2\frac{7}{8}$ "- $4\frac{1}{2}$ " Tubing , $4\frac{1}{2}$ "- $5\frac{1}{2}$ " Casing
Rated oil pressure	16 MPa (2320 psi)
Rated Oil Supply	120 lpm
Rated high-end torque	5.1 kN.m (3792 ft-lbs)
Rated low torque	25 kN.m (18590 ft-lbs)
Speed rated premium	43 rpm
Rated low speed	8 rpm
Shipments quality	600 kg (1320lbs)
Portfolio clamp Dimension	1200×730× 730 mm



★ **22.YZB-120 HYDRAULIC POWER UNITS**



YZB hydraulic power unit mainly is to supply hydraulic source for power tong and its series. It also can cooperate with other hydraulic equipments. The power unit features such advantages as wide adjusting range, convenient adjusting and high generality, etc.

Model		YZB-120	YZBS-120	YZBF-120	YZC-120 II
Rated flow	L/min	120	120	120	120
	gpm	31.7	31.7	31.7	31.7
Max. pressure	MPa	20	20	20	20
	psi	2900	2900	2900	2900
Rated pressure	MPa	16	16	16	16
	psi	2320	2320	2320	2320
Available capacity	L	587	587	587	600
	gal	155	155	155	158
Drive power	kW	37	37	37	60
	hp	49.6	49.6	49.6	80.4
Heating power	kW		2 x3	2 x3	
	hp		2 x4.02	2 x4.02	
Fan motor power	kW			0.75	
	hp			1	
Radiation area	m ²		10water cooled	32	
	Ft ²		107.6 water cooled	344	
Size	mm	1720x1090x1255	1720x1310x1255	1720x1300x1785	2150x1300x1650
	in	68x43x49	68x52x49	68x51x70	84x51x65
Weight	kg	1300	1360	1500	2450
	lb	2866	2998	3307	5400



★ **23.YZC-120 II HYDRAULIC POWER UNITS**



YZB hydraulic power unit mainly is to supply hydraulic source for power tong and its series. It also can cooperate with other hydraulic equipments. The power unit features such advantages as wide adjusting range, convenient adjusting and high generality, etc.

Model		YZB-120	YZBS-120	YZBF-120	YZC-120 II
Rated flow	L/min	120	120	120	120
	gpm	31.7	31.7	31.7	31.7
Max. pressure	MPa	20	20	20	20
	psi	2900	2900	2900	2900
Rated pressure	MPa	16	16	16	16
	psi	2320	2320	2320	2320
Available capacity	L	587	587	587	600
	gal	155	155	155	158
Drive power	kW	37	37	37	60
	hp	49.6	49.6	49.6	80.4
Heating power	kW		2 x3	2 x3	
	hp		2 x4.02	2 x4.02	
Fan motor power	kW			0.75	
	hp			1	
Radiation area	m ²		10water cooled	32	
	Ft ²		107.6 water cooled	344	
Size	mm	1720x1090x1255	1720x1310x1255	1720x1300x1785	2150x1300x1650
	in	68x43x49	68x52x49	68x51x70	84x51x65
Weight	kg	1300	1360	1500	2450
	lb	2866	2998	3307	5400



★ **24.ZQ-DS SUSPENDER**



As the main part of Drill Pipe Power Tong, Suspenders is used to adjust suspension height of Drill Pipe Power Tong. This device with high mobility is suitable for different drilling locations such as land, shallow and sea.

Model		ZQ50-DS	ZQ100-DS	ZQ125-DS-2
Pressure rating	MPa	16.6	16.6	16.6
	psi	2400	2400	2400
Lifting distance	mm	0-440	0-430	0-1000
	in	0-17.3	0-17	0-39.4
Size	mm	530*250*1160	580*300*1230	580*300*2868
	in	21*10*45.5	23*12*48	23*12*113
Weight	kg	150	190	350
	lb	330	420	770



★ 25. YZBS-120LD WATER-COOLED HYDRAULIC POWER UNITS

YZB series of air-cooled (water-cooled) hydraulic power unit supplies hydraulic power for drill equipments in onshore and offshore, especially suitable for hot area in the desert and for continuous working situation. It features small structure, easy operation, wide adjustable range, good heating and radiating. All electric apparatus are explosion-proof.



Model		YZBF-120LD	YZBF-120LD-*	YZBS-120LD	YZBS-120LD-*
Rated flow	L/min	80/120	120	主 120, 副 40	120
	gpm	21/31.7	31.7	main :31.7, secondary:10.6	31.7
Max. pressure	MPa	21.5/14	20	20	20
	psi	3120/2030	2900	2900	2900
Rated pressure	MPa		16	16	16
	psi		2320	2320	2320
Available capacity	L	600	900	1000	900
	gal	158.5	238	264	238
Drive power	kW	37	37	main45, secondary :11	37
	hp	49.6	49.6	main:60.3, secondary :15	49.6
Fan motor power	kW	0.37x2	0.37x2		
	hp	0.5x2	0.5x2		



Heating power	kW	2 x3			
	hp	2 x4.02			
Radiation area	m ²	40	40	8 water cooled	10 water cooled
	Ft ²	430	430	86.1water cooled	107.6water cooled
Size	mm	1650x1300x1600	1950x1450x1750	1900x1700x1850	1750x1350x1750
	in	65x51x63	77x57x69	75x67x73	69x53x69
Weight	kg	1600	2400	2800	2400
	lb	3527	5290	6173	5290





★ 26. YZBF-120LD AIR-COOLED HYDRAULIC POWER UNITS


YZB series of air-cooled (water-cooled) hydraulic power unit supplies hydraulic power for drill equipments in onshore and offshore, especially suitable for hot area in the desert and for continuous working situation. It features small structure, easy operation, wide adjustable range, good heating and radiating. All electric apparatus are explosion-proof.



Model		YZBF-120LD	YZBF-120LD-*	YZBS-120LD	YZBS-120LD-*
Rated flow	L/min	80/120	120	主 120, 副 40	120
	gpm	21/31.7	31.7	main :31.7, secondary:10.6	31.7
Max. pressure	MPa	21.5/14	20	20	20
	psi	3120/2030	2900	2900	2900
Rated pressure	MPa		16	16	16
	psi		2320	2320	2320
Available capacity	L	600	900	1000	900
	gal	158.5	238	264	238
Drive power	kW	37	37	main45, secondary :11	37
	hp	49.6	49.6	main:60.3, secondary :15	49.6
Fan motor power	kW	0.37x2	0.37x2		
	hp	0.5x2	0.5x2		
Heating power	kW	2 x3			
	hp	2 x4.02			
Radiation area	m ²	40	40	8 water cooled	10 water cooled
	Ft ²	430	430	86.1water cooled	107.6water cooled
Size	mm	1650x1300x1600	1950x1450x1750	1900x1700x1850	1750x1350x1750
	in	65x51x63	77x57x69	75x67x73	69x53x69
Weight	kg	1600	2400	2800	2400
	lb	3527	5290	6173	5290



★ **27.YZBF-120LD-2 AIR-COOLED HYDRAULIC POWER UNITS**



YZB series of air-cooled (water-cooled) hydraulic power unit supplies hydraulic power for drill equipments in onshore and offshore, especially suitable for hot area in the desert and for continuous working situation. It features small structure, easy operation, wide adjustable range, good heating and radiating. All electric apparatus are explosion-proof.

Model		YZBF-120LD	YZBF-120LD-*	YZBS-120LD	YZBS-120LD-*
Rated flow	L/min	80/120	120	主 120, 副 40	120
	gpm	21/31.7	31.7	main :31.7, secondary:10.6	31.7
Max. pressure	MPa	21.5/14	20	20	20
	psi	3120/2030	2900	2900	2900
Rated pressure	MPa		16	16	16
	psi		2320	2320	2320
Available capacity	L	600	900	1000	900
	gal	158.5	238	264	238
Drive power	kW	37	37	main45, secondary :11	37
	hp	49.6	49.6	main:60.3, secondary :15	49.6
Fan motor power	kW	0.37x2	0.37x2		
	hp	0.5x2	0.5x2		
Heating power	kW	2 x3			
	hp	2 x4.02			
Radiation area	m ²	40	40	8 water cooled	10 water cooled
	Ft ²	430	430	86.1water cooled	107.6water cooled
Size	mm	1650x1300x1600	1950x1450x1750	1900x1700x1850	1750x1350x1750
	in	65x51x63	77x57x69	75x67x73	69x53x69
Weight	kg	1600	2400	2800	2400
	lb	3527	5290	6173	5290



★ **28.Q254-250 PNEUMATIC SPINNING WRENCHES**



The wrench is the best replacement of rotary rope (or chain). It is applied for the mechanized spinning operation. The applicable range of pipe diameter is wide, and it can be freely adjusted whenever necessary. There are two configurations for clamping mechanism: air tyre and air cylinder. There are two driving and controlling styles: pneumatic and hydraulic. The spinning wrench is designed and manufactured according to API Spec 7K "Specification for Drilling Equipment".

Model		Q140-200	Q254-250	Q254-300Y
Drive mode		Pneumatic		Hydraulic
Size range	mm	88.9-139.7	88.9-254	88.9-254
	in	3 $\frac{1}{2}$ -5 $\frac{1}{2}$	1931-2-10	1931-2-10
Air Pressure	MPa	0.5-0.9	0.5-0.9	
	psi	72-130	72-130	
Hydraulic pressure rating	Mpa			14
	psi			2000
Max. brake torque	Nm	2000	2500	3000
	Ft. lbf	1475	1840	2210
旋扣速度 Speed	RPM	0-90	0-120	0-95
Air consumption	m ³ /min	10.3	15	
	ft ³ /min	360	529	
Flow	LPM			120-140
	GPM			32-37
Size	mm	1400*530*835	1250*570*465	1100*560*700
	in	55*21*33	49*23*18	44*23*28
Weight	Kg	378	440	400
	lb	833	970	880



TQ series of casing tongs are widely used for making-up or breaking-out pipes or casing in diameters of 4~13³/₈.

Tong head is designed as open and can freely clamp and escape from the casing.

TQ Casing Tongs are safe, reliable, and easy to handle with high mobility.

This series of casing tongs can be connected with computer controlling units as ideal well mechanical tools for surface operations in oil fields.

The tongs are designed and manufactured according to API Spec 7K Specification for Drilling Equipment.

Technical Parameters:							
Model			TQ178-16	TQ178-16Y	TQ340-35	TQ340-35Y	TQ500-70Y
Size range	mm		101.6-178	101.6-178	139.7-340	101.6-340	244.5-508
	in		4-7	4-7	5 1/2-13 3/8	4-13 3/8	9 5/8-20
Hydraulic system		MPa	18	18	18	18	20
Max. pressure		psi	2610	2610	2610	2610	2900
Hydraulic system rated flow	L/min		114	114	114	114	110-170
	gpm		30.1	30.1	30.1	30.1	29.3-45.4
Max. torque	Hi gear	kN.m	2.4-3	2.4-3	2.5-3	4.0-5.0	8.4-10.7
		ft.lbf	1770-2200	1770-2200	1844-2200	2950-3680	6190-7890
	Mid gear	kN.m	-----	-----	6.0-7.5	-----	-----
		ft.lbf	-----	-----	4420-5530	-----	-----
	Low gear	kN.m	16	15-18	35	27-30	48.9-70
		ft.lbf	11800	11060-13280	25800	19900-22120	37244-52000
RPM	Hi gear	rpm	54-79	54-79	60-86	80-98	26-43
	Mid gear	rpm			21-30		
	Low gear	rpm	9-13.1	8.5-12	2.6-5.3	12-16	4-6
Overall dimensions		mm	1540*760*740	1500*760*680	1540*900*860	1560*900*850	2080*1280*760
		in	61*30*29	59*30*27	61*36*34	61*35*33.5	82*50.4*30
Weight		kg	580	570	780	780	1550



	lb	1280	1250	1720	1720	3425.5
--	----	------	------	------	------	--------

ZQ drill pipe power tong is an ideal well head tool for oil drilling, widely applied for making-up and breaking-out in offshore and onshore drilling operations and well servicing operations. The drill pipe tong features safety, labor-saving, and high-efficiency. Open-throat design of the ZQ series allows the tongs to escape from drilling pipe freely with high mobility. The tong is a combination of spinning tong and torque tong. It substitutes cathead, manual tong and rotary rope in making-up and breaking-out. The tongs are designed and manufactured according to SY/T5074 and API Spec 7K Specification for Drilling Equipment.

Technical Specifications:

Technical Specifications:								
Model		ZQ127-25	ZQ162-50	ZQ203-100	ZQ203-125	ZQ162-50	ZQ203-100	ZQ203-125
Size range	mm	65-127	85-162	127-203	127-203	85-162	127-203	127-203
	in	2 coupling-	2 coupling-	3 ½ coupling-	3 ½ coupling-	2 coupling-	3 ½ coupling-	3 1/2 coupling-
		3 ½ coupling	5 coupling	8 body	8 body	5 coupling	8 body	8 body
Max. torque	KN·m	25	50	100	125	50	100	125
	ft·lbf	18440	36880	73750	92200	36880	73750	92200
Speed(high gear)	rpm	65	60	40	40	60	40	40
Speed(low gear)	rpm	10.5	4.1	2.7	2.7	4.1	2.7	2.7
Air pressure	Mpa	0.5-1						
	psi	72-144						
Pressure rating	Mpa	12	16	16.6	20	16	16.6	20
	psi	1740	2320	2400	2900	2320	2400	2900
Flow rating	L/min	120	120	114	114	120	114	114
	gpm	31.7	31.7	30	30	31.7	30	30



Shifting distance	mm	1000	1000	1500	1500	1000	-	-
	in	39.4	39.4	59	59	39.4		
Travel distance	mm	-	-	-	-	-	0-2000	0-3000
	in						0-78.5	0-118
Lifting distance	mm	-	-	-	-	0-440	0-800	0-800
	in					0-17.3	0-31.5	0-31.5
Size	mm	1.111E+09	1.571E+10	1.76E+11	1.785E+11	1.571E+10	1.76E+11	1.785E+11
	in	443132	623141	693953	704253	623154	696581	7068.581
Weight	Kg	620	1500	2400	2650	1700	3250	3700
	lb	1360	3310	5290	5840	3748	7165	8160